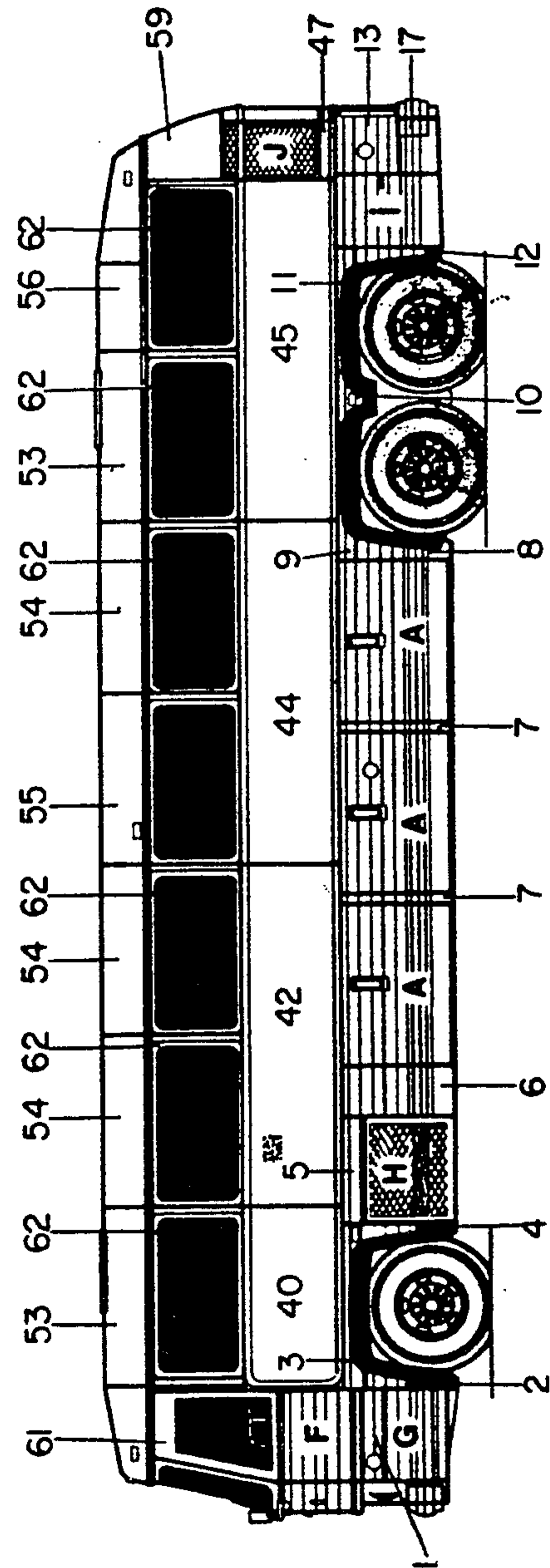
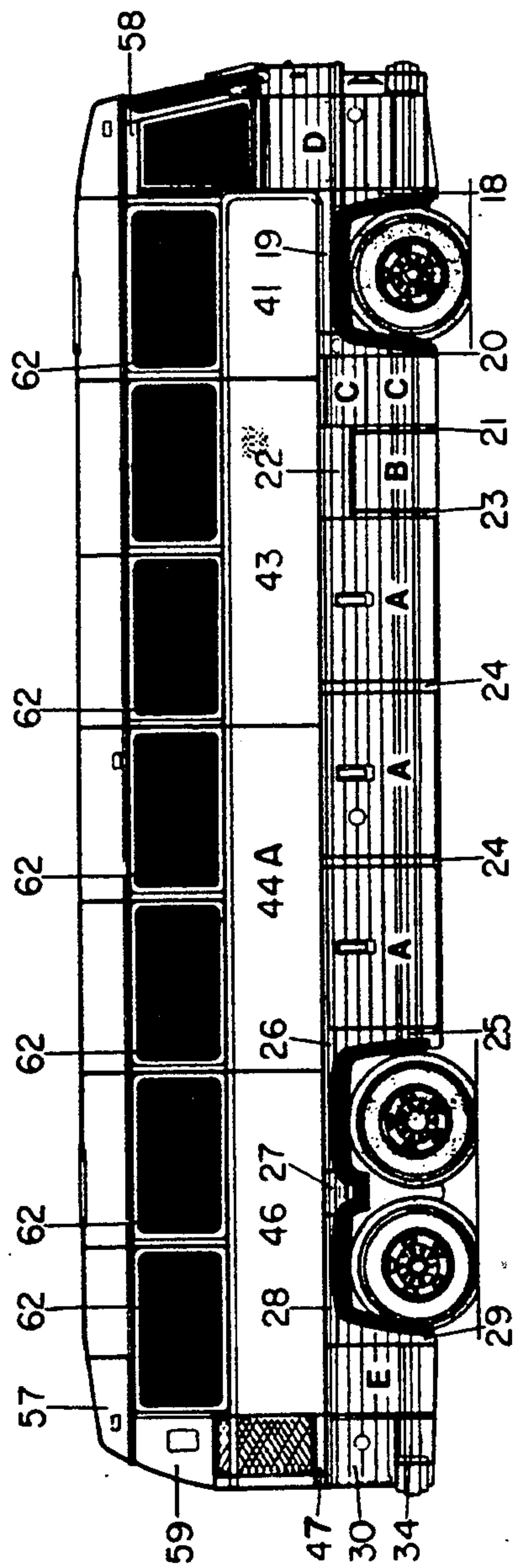
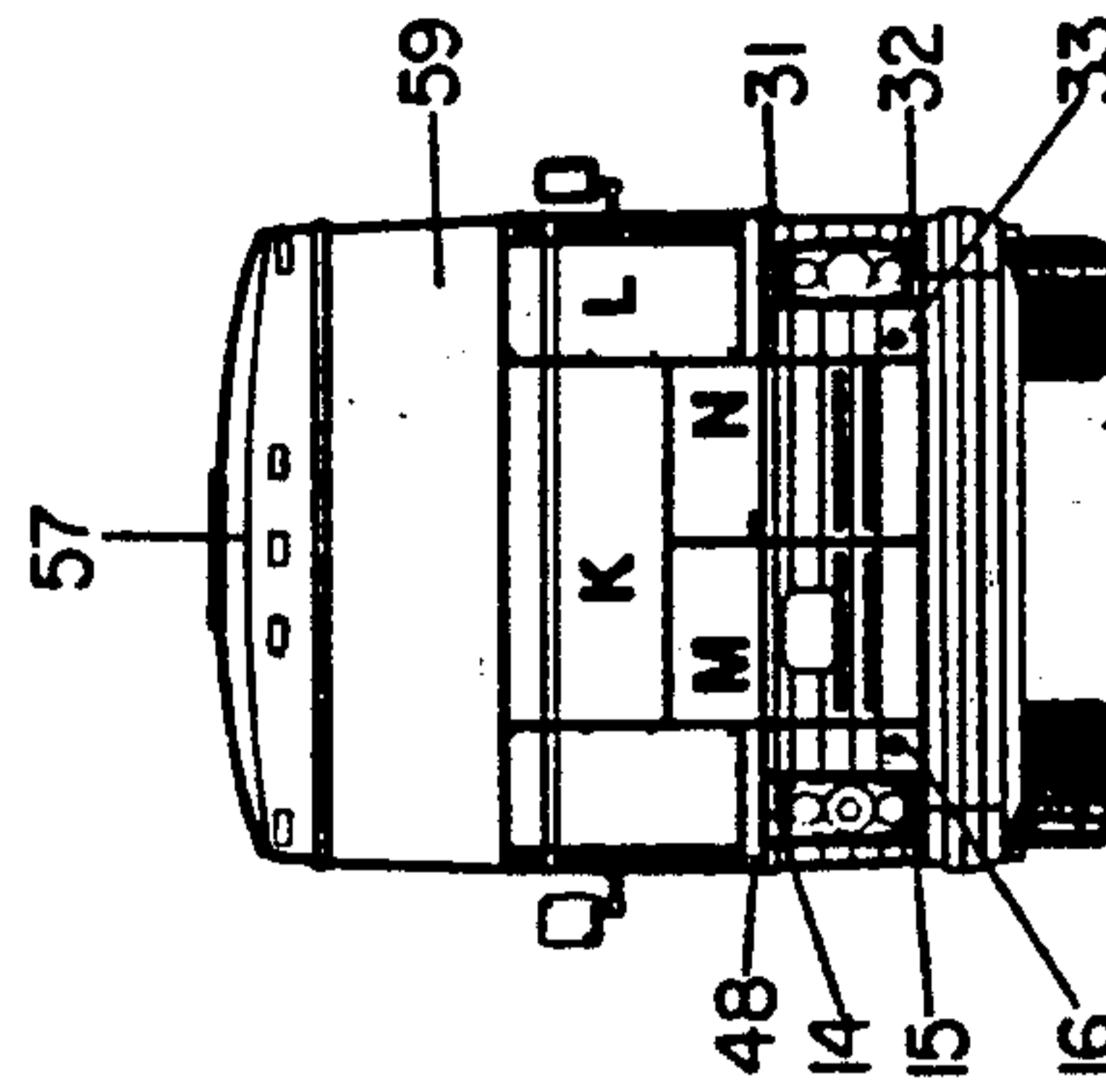
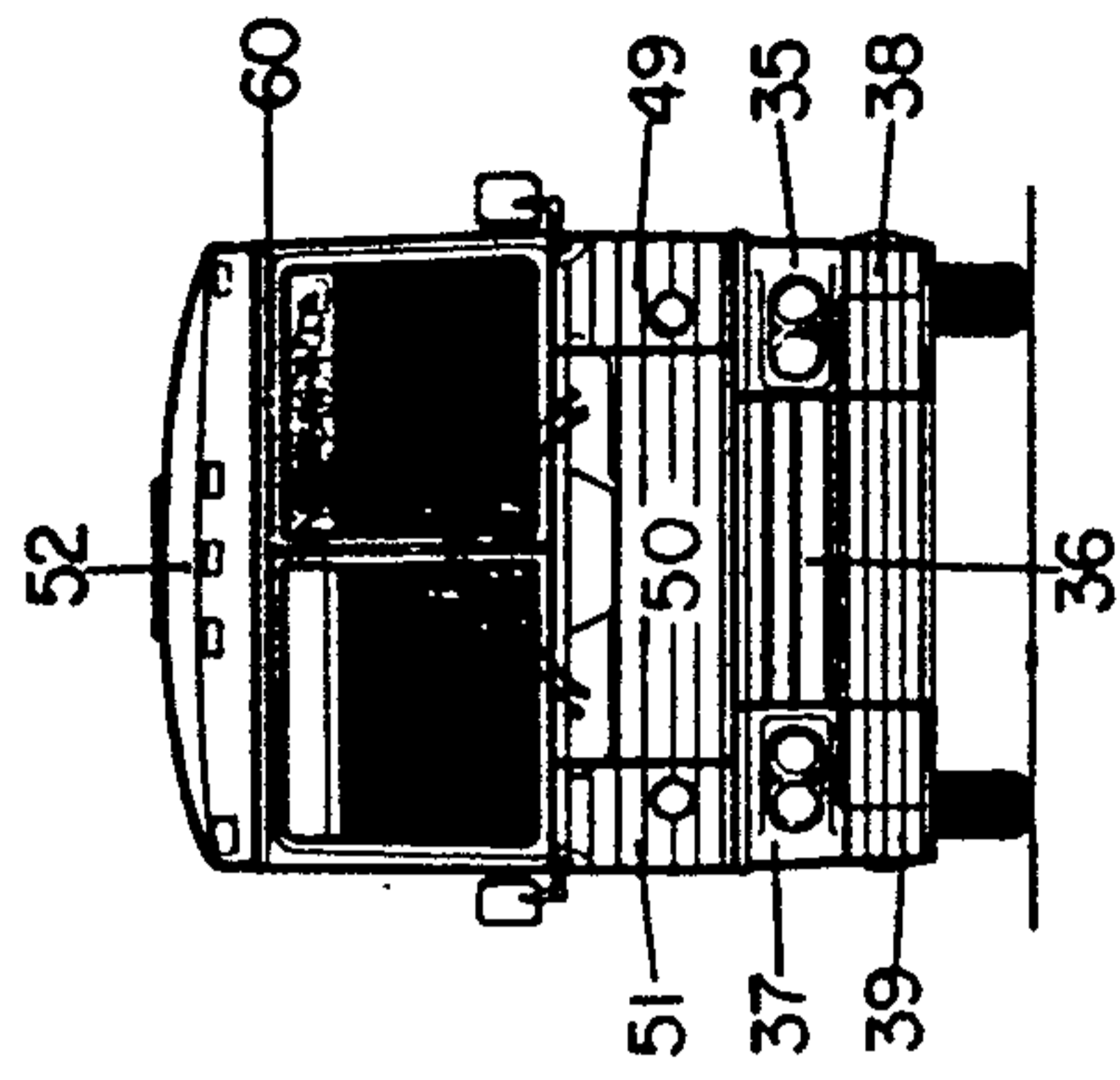


MC-9 PARTS MANUAL



MC-9 PARTS MANUAL

KEY	PART NUMBER	DESCRIPTION	NOTE	QTY.
		<u>PANELS - EXTERIOR</u>		
		<u>L.H. PANELS</u>		
1	3R-35-216	Panel - Above Front Side Service Door		1
1	3R-35-227	Panel S/A - Above Front Side Service Door W/In-Station Lighting		1
	3R-35-220	Panel S/A - C/W Cup		1
	3F-31-222	Cup Receptacle Mtg.		1
	3R-35-217	Panel - Only		1
	3G-31-271	Door & Hinge S/A		1
	3G-31-260	Door		1
	3G-31-226	Hinge & Spring		1
	19-13-138	Rivet - Mounting Door to Panel		2
2	3G-35-22	Panel - Front of Front Wheelhousing		1
3	3G-35-62	Panel S/A - Above Front Wheelhousing		1
	3G-35-23	Panel - Only		1
	3G-35-63	Panel - Only		1
4	3G-35-279	Panel S/A - Rear of Front Wheelhousing		1
	3G-35-280	Panel - Only		1
	3R-35-97	Plate		1
5	3R-35-13	Panel - Above Condenser Door		1
6	3G-35-26	Panel - Rear of Condenser Door		1
	3G-35-341	Panel - Upper		1
	3G-35-342	Panel - Lower		1
6	3G-35-80	Panel - Rear of Condenser Door W/Aluminum Rub Rail		2
7	3G-35-27	Panel - Between Baggage Door LH/RH		4
	3G-35-335	Panel - Upper		1
	3G-35-336	Panel - Lower		1
7	3R-35-15	Panel - Between Baggage Door W/Aluminum Rub Rail		2
8	3G-35-28	Panel - Front of Rear Wheelhousing		1
8	3G-35-81	Panel - Front of Rear Wheelhousing W/Aluminum Rub Rail		1
9	3R-35-159	Panel - Above Drive Wheelhousing		1
10	3G-35-58	Panel - Between Drive & Trailing Wheelhousing	g	1
10	3G-35-73	Panel S/A - Between Drive & Trailing Wheelhousing W/Turnlight	g	1
	3G-35-284	Panel S/A - Between Drive & Tag Axles	h	1
	3G-35-285	Panel - Only	h	1
	3G-35-286	Tapping Plate	h	1
11	3R-35-161	Panel - Above Trailing Wheelhousing		1
12	3R-35-162	Panel - Rear of Rear Wheelhousing		1
13	3G-35-69	Panel - Rear of L.H. Side Service Door		1
14	3R-35-22	Panel - Above Tail Light Casting		1
15	3R-35-23	Panel - Below Tail Light Casting		1
16	3R-35-246	Panel - Rear Between Motor Door & Tail Light		1
	3G-35-157	Panel - Rear W/Maxi & Mini Galley		1
	3G-35-156	Panel		1
	3G-31-271	Door & Hinge S/A - Electric Receptacle Cover		1
17	3G-35-29	Panel - Behind Rear Bumperette		1
17	3G-35-83	Panel - Behind L.H. Rear Bumperette W/Aluminum Rub Rail		1
	3G-35-19	Trim Angle - Notched, Closing Top of Rear Bumper Blade		1
17	3G-35-152	Panel - Behind Rear Bumperette L.H. W/Energy Absorbing Rear Bumper W/Rubber Rub Rail (Opt. 1.13.5)		1
17	3G-35-154	Panel - Behind Rear Bumperette L.H. W/Energy Absorbing Rear Bumper W/Aluminum Rub Rail		1
		<u>R.H. PANELS</u>		
18	3R-35-26	Panel - Front of Front Wheelhousing		1
19	3G-35-64	Panel - Above Front Wheelhousing, Spotwelded		1
	3G-35-30	Panel - Only		1
	3G-35-65	Panel - Only - At Entrance Door		1

MC-9 PARTS MANUAL

KEY	PART NUMBER	DESCRIPTION	NOTE	QTY.
<u>PANELS - EXTERIOR CONT'D</u>				
<u>R.H. PANELS</u>				
20	3G-35-282	Panel S/A - Rear of Front Wheelhousing		1
	3G-35-283	Panel - Only		1
	3R-35-97	Plate		1
21	3G-35-33	Panel - Between Fuel Door & Battery Door		1
21	3R-35-86	Panel - Between Fuel Door & Battery Door W/Aluminum Rub Rail		1
22	3R-35-29	Panel - Above Battery & C/H Filter Door		1
23	3G-35-34	Panel - Rear of Battery & C/H Filter Door		1
23	3R-35-30	Panel - Rear of Battery and C/H Filter Door W/Aluminum Rub Rail		1
24	3G-35-27	Panel - Between Baggage Doors		2
24	3R-35-15	Panel - Between Baggage Door W/Aluminum Rub Rail		2
25	3G-35-36	Panel - Front of Rear Wheelhousing		1
25	3G-35-82	Panel - Front of Rear Wheelhousing W/Aluminum Rub Rail		1
26	3R-35-164	Panel - Above Drive Wheelhousing		1
27	3G-35-58	Panel - Between Drive & Trailing Wheelhousing	g	1
27	3G-35-73	Panel S/A - Between Drive & Trailing Wheelhousing W/Turnlight	g	1
	3G-35-284	Panel S/A - Between Drive & Tag Axles	h	1
	3G-35-285	Panel - Only	h	1
	3G-35-286	Tapping Plate	h	1
28	3R-35-166	Panel - Above Trailing Wheelhousing		1
29	3R-35-167	Panel - Rear of Rear Wheelhousing		1
30	3G-35-68	Panel - Rear of R.H. Side Service Door		1
31	3R-35-22	Panel - Above Tail Light Casting		1
32	3R-35-23	Panel - Below Tail Light Casting		1
33	3R-35-247	Panel - Rear Between Motor Doors & Tail Light		1
33	3R-35-248	Panel S/A - Rear W/Immersion Heater, R.H.	c	1
	3R-35-249	Panel S/A	c	1
	3G-35-193	Panel S/A - Rear W/ Immersion Heater, R.H.	d	1
	3G-35-194	Panel S/A	d	1
	3G-31-271	Door & Hinge S/A - Riveted		1
	3G-31-260	Door		1
	3G-31-266	Hinge & Spring		1
34	3G-35-37	Panel - Behind Rear Bumperette		1
34	3G-35-84	Panel - Behind R.H. Rear Bumperette W/Aluminum Rub Rail		1
34	3G-35-153	Panel - Behind Rear Bumperette R.H. W/Energy Absorbing Bumper (Option 1.13.5) W/Rubber Rub Rail		1
34	3G-35-155	Panel - Behind Rear Bumperette R.H. W/Energy Absorbing Bumper W/Aluminum Rub Rail		1
	3G-35-20	Trim Angle - Notched, Closing Top of Rear Bumper		1
<u>FRONT PANELS</u>				
35	3R-35-87	Panel - L.H. Headlight Box		1
37	3R-35-88	Panel - R.H. Headlight Box		1
36	3R-35-83	Panel - Between Headlight Boxes		1
38	3R-35-206	Panel - L.H. Behind Bumper		1
39	3R-35-208	Panel - R.H. Behind Bumper		1
	3D-35-105	Panel - L.H. Behind Bumper W/Energy Absorbing Bumper		1
	3D-35-106	Panel - R.H. Behind Bumper w/Energy Absorbing Bumper		1
	3R-35-200	Panel - L.H. Behind Bumper W/Fog Lights		1
	3R-35-204	Panel - R.H. Behind Bumper W/Fog Lights		1
	3R-35-176	Plate S/A - Inspection Cover Door Control		1
	3G-35-110	Shim - L.H. Headlight Box at Side Service Door		1
<u>SIDE UPPER PANELS</u>				
40	3G-35-35	Panel - #1 L.H.		1
	3G-35-57	Panel - #1 W/In-Station Heating & A/C		1

MC-9 PARTS MANUAL

KEY	PART NUMBER	DESCRIPTION	NOTE	QTY.
<u>PANELS - EXTERIOR CONT'D</u>				
<u>SIDE UPPER PANELS</u>				
41	3G-35-48	Panel - #1 R.H.		1
	3G-35-77	Panel S/A - #1 R.H. W/Bi-Part Door		1
	3G-35-78	Panel S/A - Riveted		1
	3G-35-79	Panel		1
	3G-31-268	Door S/A - Switch Pocket		1
	3G-31-97	Door		1
	3G-31-98	Hinge		1
	3G-31-266	Hinge & Spring S/A - (Alternate)		1
	3R-10-71	Pocket S/A - Mounting Exterior Switch		1
	3R-10-107	Wrapper - Only		1
	3R-10-108	End - R.H.		1
	3R-10-109	End - L.H.		1
	3R-10-175	Bracket		1
	19-13-87	Rivet - Mounting Pocket to Panel & Door to Panel		10
42	3G-35-49	Panel - #2 L.H.		1
43	3G-35-50	Panel - #2 R.H.		1
44	3G-35-51	Panel - #3 L.H.		1
44A	3G-35-150	Panel - #3 R.H.		1
45	3G-35-52	Panel - #4 L.H.		1
46	3G-35-76	Panel - #4 R.H.		1
46	3G-35-56	Panel - #4 R.H. W/Lavatory		1
47	3G-35-211	Panel - Below Radiator Screen L.H. & R.H. Stainless Steel, Painted		2
48	3G-35-210	Panel - Below Radiator Door L.H. & R.H. Stainless Steel, Painted		2
<u>FRONT UPPER PANELS</u>				
49	3G-35-185	Panel - L.H. Below Windshield		1
50	3G-35-54	Panel - Center Below Windshield		1
51	3G-35-55	Panel - R.H. Below Windshield		1
	3G-20-146	Panel - Front Target W/MCI Logo		1
	19-9-24	Retaining Ring		10
	3G-20-147	Panel S/A - With Spacers		1
	3G-20-148	Spacer		4
	3R-20-62	Panel - Only		1
	3R-33-3	Letter - "M"		1
	3R-33-4	Letter - "C"		1
	3R-33-5	Letter - "I"		1
	3R-20-64	Panel - L.H. Wiper Motor Cover		1
	3R-20-65	Panel - R.H. Wiper Motor cover		1
<u>PANEL ABOVE SASH</u>				
52	3G-35-4	Panel - Fiberglass, #1 Front Roof		1
	3G-35-241	Roof Cap		1
	3G-35-197	Panel - Fiberglass, #1 Front Roof, W/Destination Sign in Front Roof		1
	3R-35-4	Plate - Tapping Mounting Front Identification Lights		3
	3R-35-175	Plate - Antenna Mounting		1
53	3G-35-21	Panel - #2 & #7 W/Roof Hatch		2
	3G-35-169	Spacer - Between Roof Panel & Escape Hatch Frame 10"		4
	3G-35-170	Spacer - Between Roof Panel & Escape Hatch Frame 5"		4
54	3G-35-38	Panel - #3, 4 & 6 Roof		3
55	3G-35-314	Panel - #5 Roof W/Side Marker Lights		2
	3R-35-4	Plate - Tapping, Side Marker Lights		2
56	3G-35-40	Panel - #8 Roof		1
57	3G-35-5	Panel - Fiberglass, #9 Roof		1
	3R-35-4	Plate - Tapping, Mounting Rear Identification Lights		3

MC-9 PARTS MANUAL

KEY	PART NUMBER	DESCRIPTION	NOTE	QTY.
		<u>PANELS - EXTERIOR CONT'D</u>		
		<u>PANEL ABOVE SASH CONT'D</u>		
	3R-35-4	Plate - Tapping, Mounting Front & Rear Corners Markers		2
58	3G-35-18	Panel - Above Entrance Door	a	1
	3G-35-131	Panel - Above Entrance Door	b	1
59	3G-35-3	Panel S/A - Rear Window Closing		1
	3G-35-331	Panel - Rear Window Enclosure (Alternate)		1
	3G-35-192	Panel S/A - Rear Window Closing W/Coolant Recovery System		2
		<u>WINDOW CAP</u>		
60	3G-35-1	Cap - Windshield	c,f	1
	3G-35-187	Cap - Windshield	d,e	1
61	3G-35-2	Cap - Driver's Window	a	1
61	3G-35-130	Cap - Driver's Window	b	1
62	3G-35-44	Cap S/A - Side Sash, #1, 2, 3, 4, 5, 6, & 7 L.H. & R.H.		14
	3G-35-45	Z-Channel - Vertical Ends Front		2
	3G-35-46	Z-Channel - Flange Upper		1
	3G-35-47	Z-Channel - Lower		1
	3G-27-79	Spacer - Vinyl, Between Caps & Frame		42
	3G-27-84	Shim - Spacer		AR
		<u>APPEARANCE PANELS</u>		
	3R-35-101	Front Appearance Panel		1
	3R-35-222	Rear Appearance Panel - L.H. & R.H.		2
	3R-35-223	Rear Appearance Panel - Center		1
	3F-77-61	Cage - Nut Retaining		28
	19-3-178	Spotweldnut		AR
	19-3-28	Nut		AR
	19-2-48	Washer		AR
	7F-7-100	Grommet - Turn Light Harness		1
	19-1-123	Screw		1
	19-13-16	Rivet for Mounting Cage		AR

MC-9 PARTS MANUAL

KEY	PART NUMBER	DESCRIPTION	NOTE	QTY.
		<u>PANELS - EXTERIOR CONT'D</u>		
		<u>MISCELLANEOUS</u>		
	3R-35-210	Angle - Closing, Front of Entrance Door		1
	3G-35-186	Angle - Closing, Front of Front Junction Box Access		1
	3R-35-219	Trim Channel - Closing, Below Front Junction Box Access Door		1
	3R-35-176	Plate S/A - Entrance Door Control Inspection Cover		1
	3R-35-130	Spacer - Front Roof Cap Above Entrance Door & Above Driver's Window		1
	3R-35-138	Seal - Post Rear of Fuel Compartment Door		1
	3R-35-228	Angle - Mounting R.H. Fiberglass Windshield Cap Upper	C	1
	3G-35-176	"U"-Channel S/A - Rear Window F.R.P. Panel Support L.H. & R.H.		2
		<u>SERVICE DOOR INDEX</u>		
A		Baggage Doors - For Breakdown See Group 3.29		
B		Battery Door - For Breakdown See Group 3.30		
C		Fuel Compartment Door - For Breakdown See Group 3.31		
D		Entrance Door - For Breakdown See Group 3.32		
E		R.H. Rear Service Door - For Breakdown See Group 3.31		
F		Front Junction Box Door - For Breakdown See Group 3.31		
G		Front Side Service Door - For Breakdown See Group 3.31		
H		Condenser Door - For Breakdown See Group 3.31		
I		L.H. Rear Service Door - For Breakdown See Group 3.31		
J		Radiator Screens - For Breakdown See Group 3.31		
K		Engine Blower Door - For Breakdown See Group 3.31		
L		Radiator Doors - For Breakdown See Group 3.31		
M		Engine Door - L.H. - For Breakdown See Group 3.31		
N		Engine Door - R.H. - For Breakdown See Group 3.31		